

International News

[US issues new sanctions over Iran's oil shipments to China](#)

The U.S. government on Monday announced sanctions against three people and nine companies, including four based in Hong Kong and four in the United Arab Emirates, for aiding Iran's shipment of oil to China. The ninth company is based in Oman. The U.S. Treasury move follows sanctions announced on Friday on individuals and companies aiding Iranian purchases of weapons and components used to make drones and ballistic missiles. It comes days before U.S. President Donald Trump's planned meeting with Xi Jinping, where he is expected to press the Chinese leader to help resolve the standoff with Iran and reopen the critical Strait of Hormuz. Treasury said the new designations by the Office of Foreign Assets Control (OFAC) were aimed at individuals and entities that helped Iran's Islamic Revolutionary Guard Corps sell and ship its allotment of Iranian oil to China using a series of front companies.

[S&P 500 ekes out a gain for first close above 7,400 despite another Iran setback: Live updates](#)

The S&P 500 rose on Monday, bolstered by key tech stocks, even as oil prices rose after President Donald Trump rejected Iran's latest proposal to end the war. The broad market index gained 0.19% and closed at 7,412.84, while the Nasdaq Composite inched up 0.1% to end at 26,274.13. Both indexes had scored fresh all-time intraday highs during the session, and they closed at records. The Dow Jones Industrial Average advanced 95.31 points, or 0.19%, to 49,704.47. Iran sent a new proposal to U.S. negotiators, centered on ending the monthslong conflict. The counteroffer stressed the need to end the war on all fronts and to lift sanctions on Tehran, Iran's semi-official Tasnim news agency said, citing an informed source. "The tech boom is just too powerful to let the fact that energy prices are high affect the U.S. economy or the U.S. stock market," said Jay Hatfield, founder and CEO at Infrastructure Capital Advisors. "Everybody's tuning out the Middle East."

[OpenAI revenue chief Dresser says enterprise AI adoption is 'at a tipping point'](#)

OpenAI Chief Revenue Officer Denise Dresser said Monday that we're at a "tipping point" in enterprise artificial intelligence adoption, and the startup's new Deployment Company will help with the push to get more companies on board. "Think about the complex workflows, about how you actually build a product service, a product market, a product, and this structure of this company is going to allow us to do that at speed and scale," Dresser told CNBC's "Squawk on the Street." OpenAI announced the new business unit on Monday, which included the acquisition of applied AI consulting firm Tomoro. The OpenAI Development Company is a partnership with 19 investment and consultancy firms, including Bain, Goldman Sachs and SoftBank, and is majority-owned and controlled by OpenAI.

Indices	Prv cls	1D(%)	1M(%)	3M(%)	1Y(%)
Sensex	76015	-1.7	-2.0	-9.2	-7.8
Nifty	23816	-1.5	-1.0	-7.7	-4.4
Dow Jones	49704	0.2	3.7	-0.8	20.5
S&P 500 Index	7413	0.2	8.7	6.8	31.0
NASDAQ	26274	0.1	14.7	13.9	46.5
FTSE	10269	0.4	-3.1	-1.3	19.3
Nikkei	62418	-0.5	9.7	8.3	65.8
Hang Seng	26407	0.0	2.0	-3.2	15.5
Shanghai Composite	4225	1.1	6.0	2.3	26.4
Brazil	181909	-1.2	-7.8	-4.1	33.3

Sectoral (BSE)	Prv cls	1D(%)	1M(%)	3M(%)	1Y(%)
Mid-cap	46906	-1.3	5.3	0.9	7.3
Small-Cap	53512	-1.1	10.5	6.9	9.9
Auto	58913	-1.8	0.3	-6.8	12.4
health	46818	0.6	9.9	8.7	12.5
FMCG	18972	-0.1	6.4	-0.5	-8.5
IT	28534	-0.2	-4.6	-11.2	-24.0
PSU	21386	-2.1	0.5	-3.1	13.9
Bankex	61375	-1.6	-2.6	-9.8	-2.8
Oil & Gas	26876	-2.0	0.7	-7.8	0.1
Metal	42197	-1.3	3.5	4.4	40.1
Capital Goods	78453	-2.1	8.7	13.6	20.2
Reality	6235	-2.7	5.9	-4.8	-7.9

Commodity Prices	Closing	1D (%)	1M (%)	3M (%)	1 Yr (%)
Gold (₹/10gm)	153663	0.7	0.7	-3.2	59.2
Silver (₹/Kg)	278311	6.3	14.4	5.8	187.7
Copper (\$/MT)	13943	2.7	8.5	5.9	47.6
Alum (\$/MT)	3579.5	2.2	2.3	15.4	48.1
Zinc (\$/MT)	3480	1.5	4.4	2.2	31.1
Nickel (\$/MT)	19253	1.9	11.7	7.7	21.8
Lead (\$/MT)	1987.5	0.6	3.4	-0.3	0.3
Tin (\$/MT)	55708	3.4	16.1	12.2	74.7
LS Crude(\$/Bbl)	98.12	0.1	9.5	57.6	61.6
N.Gas (\$/mmbtu)	2.925	0.5	4.2	-10.2	-28.1

Rs/ US \$	11-May	1D (%)	1MFwd	3MFwd	1YFwd
Spot	95.31	-0.9	0.26%	0.78%	3.14%

Currencies	Closing	1D (%)	1M (%)	3M (%)	1 Yr (%)
EUR-USD	1.18	0.0	0.2	-0.8	6.2
USD-JPY	157.24	0.0	1.4	-2.9	-5.6
GBP-USD	1.36	0.0	0.7	-0.1	3.3
USD- AUD	0.72	0.0	2.2	2.2	13.7
USD-CAD	1.37	0.0	0.8	-0.5	2.2
USD-INR	95.31	-0.9	-2.0	-4.8	-10.4

ADR/GDR	Closing	1D (%)	1M (%)	3M (%)	1 Yr (%)
Cogni	49.3	-4.7	-15.0	-30.5	-37.8
Infy	12.3	-4.1	-7.4	-22.0	-29.7
Wit	1.9	-2.6	-12.4	-20.5	-32.6
ICICIBK	26.1	-1.5	-5.9	-16.1	-19.2
HDFCBK	24.2	-3.3	-9.5	-27.1	-31.2
DRRDY	13.1	-0.7	-1.3	-7.5	-1.9
TATST	22.7	2.7	2.3	-1.3	35.9
AXIS	66.5	-0.4	-7.3	-10.7	-1.3
SBI	102.2	-4.1	-11.4	-21.6	12.1
RIGD	58.1	-4.1	0.0	-10.3	-9.9

Crypto	Closing	1D (%)	1M (%)	3M (%)	1 Yr (%)
Bitcoin	81763.0	-0.1	14.6	24.3	-20.4
Ether	2340.8	0.1	5.7	21.8	-5.8

Rs Cr	Buy	Sell	Net
DII Prov (11-May)	21,296.87	14,548.74	6,748.13
FII Prov (11-May)	15,083.49	19,194.09	-4,110.60



Others	Closing	1D (%)	1M (%)	3M (%)	1 Yr (%)
US10yr	4.4	1.4	2.2	5.8	0.8
GIND10YR	7.0	0.7	1.7	4.8	10.3
\$ Index	98.0	0.1	-0.7	1.2	-2.4
US Vix	18.4	6.9	-4.4	4.1	-16.1
India Vix	18.6	10.2	-1.6	58.2	0.9
Baltic Dry	2978.0	-1.8	35.3	52.1	129.3
Nymex (USD/barrel)	98.1	0.1	1.6	56.1	58.4
Brent (USD/barrel)	104.2	2.9	9.5	50.2	63.1

F&O Statistics	11-May	08-May
Open Interest Index (Cr.)	66360	64969
Open Interest Stock (Cr.)	534592	539309
Nifty Implied Volatility	16%	16%
Nifty Put Call Ratio (OI)	0.77	0.93
Resistance (Nifty Fut.)	24100	24450
Support (Nifty Fut.)	23570	23775
Resistance (Sensex)	76900	78150
Support (Sensex)	75300	76100

Turnover Data ₹ Cr.	11-May	08-May
BSE Cash	11273	9963
NSE Cash	138987	147669
Index Futures (NSE)	19694	16792
Index Options (NSE)	64088	54997
Stock Futures (NSE)	83500	86619
Stock Options (NSE)	9676	10628
Total F&O (NSE)	176958	169037

NSE Category-wise turnover for the 07 May 2026

Client Categories	Buy	Sell	Net
DII	16113	16617	-505
RETAIL	58234	57292	942
OTHERS	79252	79690	-438
Total	153599	153599	0

Margin Trading Disclosure 08-05-2026

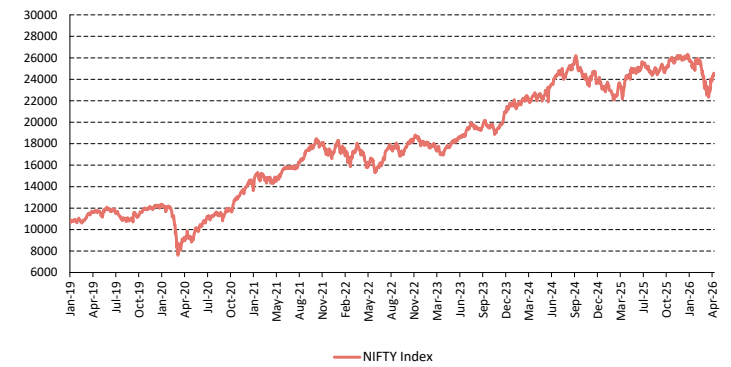
	₹ In Lakhs
Scripwise Total Outstanding on the BOD	11818946
Fresh Exposure taken during the day	737638
Exposure liquidated during the day	545222
Net scripwise outstanding at the EOD	12011362

Valuation Snapshot

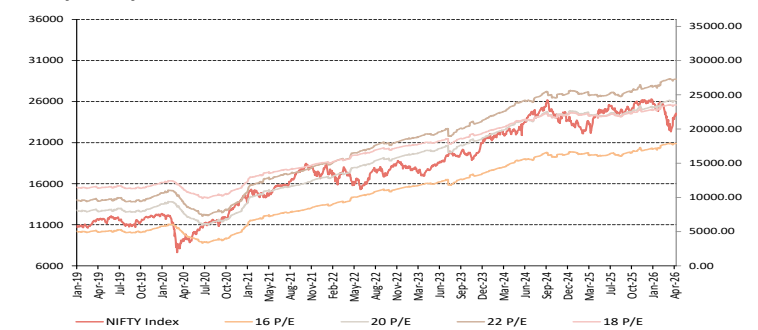
Indices	P/E		P/BV		ROE
	FY26E	FY27E	FY26E	FY27E	FY26E
NIFTY	19.4	16.6	2.8	2.5	14.4
SENSEX	19.3	16.4	2.8	2.5	14.6
CNX 500	21.0	17.5	3.1	2.8	14.2
CNX MIDCAP	30.8	24.6	4.1	3.7	13.0
NSE SMALL-CAP	24.8	19.9	2.9	2.7	11.3
BSE 200	21.2	18.1	3.0	2.7	14.1
BANK NIFTY	14.4	11.5	1.7	1.6	11.6
CNX IT	17.6	14.5	4.5	4.2	25.8
CNX PHARMA	31.5	28.6	4.3	3.8	13.4
CNX INFRA.	22.6	19.2	2.8	2.5	12.7
CNX FMCG	27.7	31.9	8.1	7.5	32.9

Source: Bloomberg

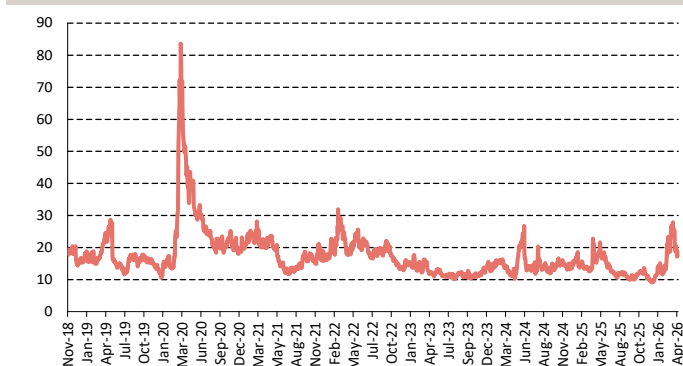
Nifty



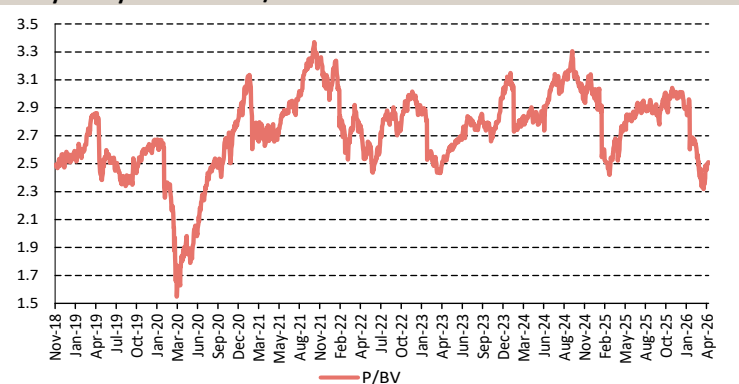
Nifty-One year forward P/E



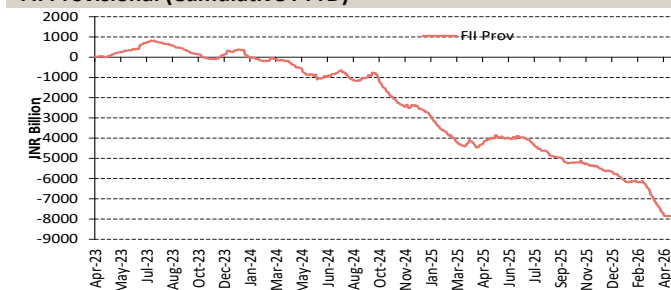
INDIA VIX



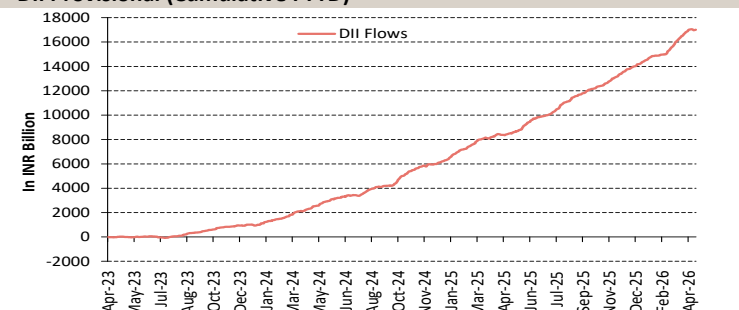
Nifty-One year forward P/BV



FII Provisional (Cumulative FYTD)



DII Provisional (Cumulative FYTD)





[Saudi crude exports to China set for record low in June amid high prices, sources say](#)

Saudi Arabia's crude oil exports to China are set to fall further in June – after buyers cut nominations because of costly prices linked to the US-Iran conflict, trade sources said. State oil giant Saudi Aramco will ship about 10 million barrels of oil to its customers in China in June, or roughly 333,333 barrels a day, the sources added. The number would mark a record low for data by Kpler and Reuters. It would also be lower than the average 1.4 million barrels a day that the kingdom shipped to China in 2025. Major Chinese refiners including Sinopec, Sinochem and Rongsheng Petrochemical have reduced their lifting for June, said the sources, who were not authorised to speak to the media. Aramco and the companies did not immediately respond to queries.

[China's domestic car demand stays weak but exports strengthen](#)

China's domestic car sales fell for a seventh straight month in April, amid intense competition in the world's biggest car market. But exports stayed strong as carmakers increasingly targeted overseas markets. Sales at home dropped 21.6 per cent from the year before to 1.4 million vehicles in April, based on data from the China Passenger Car Association (CPCA) on Monday (May 11). Combustion engine car sales missed expectations due to high oil prices and demand for plug-in hybrids was also sluggish, said Cui Dongshu, CPCA's secretary-general. Electric vehicle and plug-in hybrid sales, accounting for 60.6 per cent of the total, slid 6.8 per cent, extending the losing streak to four months. In contrast, EV and plug-in hybrid electric vehicle (PHEV) exports shot up 111.8 per cent from the year before, outpacing an 80.2 per cent increase in overall car exports.

[China producer prices hit 45-month high in April as energy costs surge](#)

China's producer prices surpassed expectations in April to hit a 45-month high, while consumer inflation also accelerated as global energy costs remained elevated, piling more pressure on manufacturers already grappling with weak demand at home. The producer price index increased 2.8 per cent from a year earlier, National Bureau of Statistics (NBS) data showed on Monday (May 11), compared with a 1.6 per cent rise forecast in a Reuters poll. The gauge had reversed a 41-month declining streak in March when prices rose 0.5 per cent. The consumer price index (CPI) rose 1.2 per cent from a year earlier versus an expected 0.9 per cent rise. It climbed 1 per cent the previous month. China's policymakers have repeatedly vowed to boost domestic demand, curb excessive market competition and drive a rebound in prices as deflationary pressures weigh on businesses' profit margins.

[Hantavirus most infectious as soon as symptoms appear: WHO](#)

The hantavirus behind the deadly outbreak on a cruise ship is most infectious as soon as symptoms appear, the World Health Organization said Monday, explaining the need to quarantine contacts. The outbreak of the rare virus on the Dutch-flagged vessel MV Hondius has claimed three lives and spurred global concern over its potential spread as evacuees head back to their countries. "The first few moments of illness is when the infectiousness is highest," Olivier Le Polain, who heads WHO's epidemiology and analytics for response division, told a social media event. The WHO has recommended that all the nearly 150 people who were onboard the ship when it arrived early Sunday in the waters off Tenerife for disembarkment be quarantined for six weeks.

[Tens of millions risk hunger as Hormuz standoff blocks fertiliser, UN official says](#)

Tens of millions of people could face hunger and starvation if fertilisers are not soon allowed through the Strait of Hormuz, the head of a UN task force aimed at averting a looming humanitarian crisis told AFP on Monday. Iran has had the strategic waterway -- through which a third of the world's fertilisers normally pass -- in a chokehold for months in retaliation for the war launched by the United States and Israel on February 28, disrupting a trade critical for farmers around the world in a race against the end of planting seasons. "We have a few weeks ahead of us to prevent what will likely be a massive humanitarian crisis," Jorge Moreira da Silva, executive director of the United Nations Office for Project Services (UNOPS) and leader of the task force, told AFP in an interview in Paris.

['Largest energy supply shock ever': Aramco CEO warns Hormuz crisis could delay oil market recovery till 2027](#)

Saudi Aramco CEO Amin Nasser has warned that continued disruption in the Strait of Hormuz could push any meaningful normalisation in global energy markets into 2027, underscoring mounting concerns over one of the world's most critical oil transit chokepoints. Speaking amid escalating volatility in global energy markets, Nasser said that if disruptions in the Strait of Hormuz persist for "a few more weeks," the market may not return to normal conditions until well into 2027, reported Reuters. He added that even if the strategic waterway were reopened immediately, the oil market would still require months to rebalance due to the scale of the supply shock already rippling through the system. Calling the current turmoil unprecedented, Nasser described the energy supply disruption that began in the first quarter as "the largest the world has ever experienced," signaling the severity of the ongoing strain on global crude flows and supply chains.

[Musk, Cook set to join Trump for Xi summit, White House says](#)

The White House is inviting Tesla Inc.'s Elon Musk, Apple Inc.'s Tim Cook and Boeing Co.'s Kelly Ortberg and executives from other large companies to accompany President Donald Trump on his trip to China this week, according to an official. Goldman Sachs Group Inc.'s David Solomon, Blackstone Inc.'s Stephen Schwarzman, BlackRock Inc.'s Larry Fink, Citigroup Inc.'s Jane Fraser and Meta Platforms Inc.'s Dina Powell McCormick are also on the list of those expected to join Trump's delegation for his summit with his Chinese counterpart Xi Jinping, a White House official said. The group of more than a dozen top executives is



joining Trump for a visit that the US president hopes will unlock a series of business deals and purchase agreements with Beijing. It is comprised mostly of representatives of major financial, technology, aerospace and agricultural firms.

[Britain stalls on energy debt relief with consumer debts seen topping \\$9.5 billion by year-end](#)

A government scheme to clear 500 million pounds of energy debt for some of Britain's poorest households has yet to launch, as industry warns total arrears could reach 7 billion pounds (\$9.5 billion) by year-end. The delay comes as ministers face mounting pressure over the cost of living, with energy bills expected to rise in July. But before it can take effect, parliament must pass legislation allowing energy suppliers and government departments to share data identifying which benefit-receiving households would be eligible for help - a process that could take months. "We are carefully considering responses to our consultation on expanding data sharing powers, which would allow for the delivery of an energy debt relief scheme, and will set out our next steps in due course," a government spokesperson said via email, adding that ministers were determined to tackle the energy debt crisis and support households.

[Japan panel members urge BOJ to heed firms' funding strains amid Mideast tensions](#)

Private-sector members of Japan's key economic advisory panel urged the Bank of Japan on Monday to be cautious about the risk of funding strains on smaller firms from prolonged tensions in the Middle East. The proposals, submitted to the Council on Economic and Fiscal Policy (CEFP), effectively call for caution in policy normalisation even as the BOJ has signalled a near-term rate hike on inflation risks stemming from the Iran war. "We expect the BOJ to conduct appropriate monetary policy while closely monitoring price developments, including inflation expectations, and taking into account trends in supply and demand for funds across financial markets," the four private-sector members said in a statement.

Corporate News

[Bank of Baroda targets over 10% growth in corporate lending in FY27](#)

State-owned Bank of Baroda is aiming to grow its ₹4.56 lakh crore corporate book by 10 per cent in FY27, and has pegged the current pipeline of such big-ticket lending at ₹50,000 crore. Amid worries on sluggish private capex growth, its managing director and chief executive Debadatta Chand said nearly two-thirds of the proposals continue to be for term loans and the rest is for working capital, suggesting a good demand for investment purposes. On the telecom sector loans, where there is intense speculation on Vodafone Idea's next moves as part of the revival process, Chand said right policy measures and coming together of banks and other stakeholders can result in new loans. Our overall pipeline is ₹50,000 crore at present.

[Vodafone Idea surges 9% after completing FPO fund allocation: Here's why street is cheering network expansion plan](#)

Vodafone Idea has completed fund reallocation of its FPO proceeds. The Follow-on-public offer raised a total Rs 18,000 crore. It spent Rs 10,492 crore on network expansion. The company also used Rs 2,258 crore on Department of Telecommunications (DoT) spectrum dues and GST payments. The monitoring agency report filed by Vodafone Idea on exchanges said that it has fully utilised the Rs 18,000 crore raised through FPO. Vodafone Idea used the bulk of the funds to set up new 4G sites, expand capacity at existing 4G sites and roll out new 5G sites. Originally it had planned to spend Rs 12,750 crore on improving its network, including 4G and 5G expansion. However, the company spent Rs 1,487.81 crore toward network expansion during Q4FY26 alone, taking the total utilisation under this category to Rs 10,492 crore.

[UPL Q4 Results: Profit jumps 18% YoY to ₹1,061 crore; company announces 300% dividend payout](#)

Agrochemicals player, UPL Limited, on Monday, 11 May, announced an 18% year-on-year (YoY) increase in its consolidated net profit to ₹1,061 crore for the fourth quarter of the financial year 2025-26 ended March. UPL had posted a net profit of ₹896 crore in the same period last year. On a quarter-on-quarter (QoQ) basis, the bottomline witnessed a 168% increase from ₹396 crore declared in the December quarter of FY26. Revenue from operations came in at ₹18,335 crore for the January-March quarter of FY26, up 17.7% from ₹15,573 crore posted in the corresponding period a year ago and higher by 49.44% over ₹12,269 crore at the end of the preceding quarter. The company said that revenue was driven by volumes and favourable foreign exchange.

[Kalyani Steels MD says margins are intact despite lower revenue](#)

Kalyani Steels Managing Director RK Goyal said revenue declined in the March quarter due to price reductions agreed with OEM customers, even as profitability remained steady. Margins of the Pune-based iron and steel forging company are expected to remain in the 20-21% range as the company negotiates a fresh round of price increases to offset a jump in input costs following the US-Iran conflict. "We may get a substantial increase anytime, and that should be able to offset our increased cost," Goyal said. The company continued to operate at more than 100% capacity utilisation during the quarter. The company is also awaiting environmental and forest clearances for its Odisha project before taking the proposal to the board for approval. Goyal said Kalyani Steels has enough internal cash generation and financial flexibility to fund the expansion.



[Groww block deal worth up to ₹4,750 crore launched; Sequoia, YC among likely sellers](#)

A block deal in Billionbrains Garage Ventures Ltd., the parent company of Groww, has been launched, CNBC-TV18 has learnt from sources familiar with the matter. The transaction has an offer floor price of ₹177 per share, implying an 8.5% discount to the stock's previous closing price. The base deal size is pegged at around ₹4,750 crore, representing nearly 4.3% of the company's total equity, with an option to upsize the offering further. Existing investors including Peak XV Partners Investments VI-1, Sequoia Capital Global Growth Fund III – U.S./India Annex Fund, Y Combinator's YC Holdings II LLC, and Ribbit Capital entities are among the likely sellers in the transaction. Sources added that a 90-day lock-up period on further share sales will apply after the block deal.

[Afcons Infrastructure wins ₹7,544 crore railway project in Croatia, marks entry into Europe](#)

Afcons Infrastructure Ltd on Monday (May 11) said it has received intimation of the client's decision selecting the company as the most suitable bidder, with a proposal to accept its bid for rehabilitation and construction of a railway line in Croatia. The project involves the reconstruction of the existing track and construction of a second track on the Dugo Selo–Novska railway line, including overhead electrification, signalling and telecommunication works in the Republic of Croatia. The order is valued at €677.07 million, excluding taxes, equivalent to around ₹7,544 crore. The company said the project marks its entry into Europe and will be its largest international order to date. Afcons had earlier informed exchanges on July 21, 2025, that it had emerged as the lowest bidder for the project.

[SBI Chairman Warns Rapid Digital Finance Growth, Platform Lending Creating New Vulnerabilities](#)

State Bank of India Chairman C S Setty on Monday cautioned that rapid growth in digital finance, platform lending and data-driven underwriting is creating new vulnerabilities in the financial system, and said resilience must evolve alongside innovation. Speaking at the CII Annual Business Summit, Setty said banks and financial institutions must continue strengthening governance frameworks, capital buffers, cybersecurity capabilities and risk management systems. He said as the banking system undergoes technological transformation, India's financial architecture would have to remain resilient with trust embedded in all innovation. "As India's financial system expands in scale and complexity, trust must remain its foundational principle. Innovation without trust cannot sustain itself. The rapid growth of digital finance, platform lending and AI-driven underwriting creates new opportunities but also new vulnerabilities," he said at a session on 'The Future of Financing'.

Industry & Economics News

[Exclusive: India declines Russian LNG under sanctions, talks continue on permitted cargoes, sources say](#)

India has declined Russia's offer to sell it liquefied natural gas subject to U.S. sanctions despite a shortfall driven by Middle East tensions, said two sources with direct knowledge of the matter, leaving a tanker bound for India in limbo as talks continue on permitted cargoes. The stance highlights the fine balance the world's third-biggest oil importer and consumer is seeking to strike between securing energy supplies and avoiding LNG cargoes on which the U.S. has placed sanctions, which are harder to disguise and carry greater compliance risk. It also underscores the limits of Moscow's ability to pivot its LNG exports to new markets. India's reluctance has left an LNG cargo from Russia's U.S.-sanctioned Portovaya plant in the Baltic Sea unable to discharge, despite indicating India as its destination in mid-April, one of the sources said. The vessel was tracked despite documentation suggesting the cargo was non-Russian, the source added.

[India considering emergency measures to save foreign exchange](#)

India is considering emergency steps to shore up foreign-exchange reserves, including curbing non-essential imports like gold and electronic goods, and hiking fuel prices, to help cushion the economy from the fallout of the Iran war, people familiar with the matter said. Officials in the Prime Minister's Office and Finance Ministry have held discussions with the Reserve Bank of India on several measures that could be taken to limit the damage from soaring oil prices, the people said asking not to be identified as the discussions are private. One of the proposals under discussion is a fuel price hike, the people said, which would be the first increase since the Iran war began and come on the back of Prime Minister Narendra Modi's landslide win in recent state elections. No final decision on the emergency measures have been made yet, the people said.

[India's urban unemployment rate eases to 6.6% in Jan-March quarter, rural joblessness rises to 4.3%](#)

India's urban unemployment rate for persons aged 15 years and above eased to 6.6% in the January-March 2026 quarter from 6.7% in the previous quarter, according to the latest Periodic Labour Force Survey (PLFS) data released by the government on Monday. The rural unemployment rate, however, edged up to 4.3% during the quarter from 4.0% in October-December 2025. Overall labour force participation rate (LFPR) for persons aged 15 years and above stood at 55.5% during January-March 2026, compared to 55.8% in the previous quarter. Urban LFPR slipped marginally to 50.2% from 50.4%, while rural LFPR eased to 58.2% from 58.4% in the preceding quarter. The overall female LFPR remained broadly unchanged at 34.7% in the January-March quarter, compared to 34.9% in the previous quarter. Rural female LFPR stood at 39.2%, down from 39.4%, while urban female LFPR remained nearly stable at 25.4% against 25.5% earlier.



[Centre allows big funds to bid for BOT highway projects](#)

In a significant policy shift aimed at reviving private participation in highway development, the Ministry of Road Transport and Highways (MoRTH) has opened build-operate-transfer (BOT) road projects to large institutional investors, including sovereign wealth funds, pension funds, infrastructure funds and private equity players. The move comes after four national highway projects worth nearly Rs 22,000 crore reportedly failed to attract bidders under the BOT model, prompting the government to revisit eligibility rules and ease concerns around rigid contract conditions. Until now, large global and domestic funds were largely restricted to toll-operate-transfer (TOT) projects, where investors acquire operational highways generating stable toll revenue. Under a modified request for proposal (RFP) framework issued by the ministry, institutional investors can now directly bid for BOT projects under the public-private partnership (PPP) model.

[Fertilisers stock comfortable to meet requirement of Kharif sowing season: Govt](#)

The Centre on Monday asserted that the stocks of fertilisers in the country is "comfortable" and it will ensure adequate supply of soil nutrients during the upcoming Kharif (summer-sown) season. In an inter-ministerial briefing on recent developments in West Asia, Aparna S Sharma, Additional Secretary in the Department of Fertilizers, said the maximum retail price (MRP) of major fertilisers have remained constant. "On behalf of the Department of fertilizer, this is to inform that as on date for the season of kharif 2026, based on the fertilizer requirement that has been assessed by the Department of Agriculture, the stock is more than 51 per cent...", Sharma said. She noted that the stock position is significantly higher than the usual level, which is 33 per cent of the demand.

[India maintains 60-day crude stock; no fuel rationing planned: Oil Secy](#)

Despite disruptions in energy supplies, India has maintained adequate reserves, including 60 days' worth of crude oil and petroleum products and 45 days' supply of liquefied petroleum gas (LPG), said Neeraj Mittal, secretary at the Ministry of Petroleum and Natural Gas (MoPNG), on Monday. India has increased energy purchases from existing suppliers, while also procuring from other countries to ensure fuel availability, Mittal said at the Confederation of Indian Industry's (CII's) annual business summit. The official said the government does not plan to introduce fuel rationing in the country despite energy prices soaring in the global market. India has maintained stable prices of petrol and diesel in the country, said Mittal. The government is working on commercial partnerships and trading models to ensure strategic crude inventories could also generate returns, he added.

[2 more chip packaging units to be operational by Dec: Ashwini Vaishnav](#)

The third and fourth semiconductor chip packaging units, approved by the government under the ₹76,000 crore India Semiconductor Mission, should be operational by July and December, respectively, Union Electronics and Information Technology Minister Ashwini Vaishnav said. Speaking at the 2026 edition of the Confederation of Indian Industry Annual Business Summit, Vaishnav said that, in addition to commercial production of chip packaging, the first domestic commercial production of micro light-emitting diode (LED) displays should begin within the next 22 months. As prices of micro-LED display units keep coming down, there is an opportunity for India to take the lead since the display technology is at an inflexion point right now, he said. The growth in artificial intelligence (AI) is happening at an unprecedented pace, as newer, higher-level technologies emerge every few weeks, Vaishnav said.

Listing Updates

Listing of new Securities of Simran Farms Ltd.

10,18,300 equity shares of Rs. 10/- each issued at a premium of Rs.145/- to Promoter and Non-Promoter on a preferential basis pursuant to conversion of warrants.

Listing of new Securities of Sarda Proteins Ltd.

72,50,000 equity shares of Rs. 10/- each issued at a premium of Rs.105/- to Promoter and Non-Promoter on a preferential basis pursuant to conversion of warrants.

Listing of New Securities of Vani Commercials Limited.

1,76,66,663 equity shares of Rs. 10/- each issued at a premium of Rs.2/- to Non-Promoters on a preferential basis.

Listing of New Securities of Hi-Klass Trading and Investment Limited.

3162500 equity shares of Rs. 5/- each issued at a premium of Rs.20/- to Promoter and Non-Promoter on a preferential basis pursuant to conversion of warrants.



Technical

NIFTY - 23970.10,23997.45,23800.95,23804.50, 6310210048, -1.54%



- Nifty index witnessed a correction in yesterday's session.
- The index made a low of 23800 in yesterday's session.
- A trendline drawn by connecting the lows in the index is present at the 23775 level.
- This is the immediate support for the index.
- The index needs to hold the 23775 support level.
- Going ahead, the index has resistance at the 24100 level while the support lies at the 23570 level.
- Sensex: Resistance : 76900, Support: 75300
- Nifty: Resistance : 24100, Support: 23570



World Indices

Country Index	52 Week Data			2025 Low	% Change from 2025 Low	Previous Closing Value 11 May 2026	1 Month Change		3 Month Change		1 Year Change		Indices Price Earning
	High	Low	% Change from 52 Week High				Points	%	Points	%	Points	%	
US													
DJIA	50513	41354	-2	41354	20%	49704	1788	4	-417	-1	8455	20	21.47
NASDAQ COMP	26359	18473	0	18473	42%	26274	3371	15	3208	14	8345	47	31.86
S&P 500	7429	5767	0	5767	29%	7413	596	9	471	7	1753	31	21.98
Latin America													
BOVESPA	199355	131550	-9	131550	38%	181909	-15415	-8	-7790	-4	45397	33	9.00
BOLSA	72111	55288	-3	55288	27%	70246	223	0	-1355	-2	13695	24	13.66
Europe													
FTSE	10935	8531	-6	8531	20%	10269	-331	-3	-133	-1	1664	19	13.01
CAC	8642	7505	-7	7505	7%	8056	-203	-2	-257	-3	313	4	14.82
DAX	25508	21864	-5	21864	11%	24350	546	2	-502	-2	784	3	15.67
Asia Pacific													
AUSTRALIA	9201	8231	-5	8231	6%	8702	-259	-3	-342	-4	468	6	17.45
HANGSENG	28056	22668	-6	22668	16%	26407	513	2	-860	-3	3539	15	11.74
JAKARTA	9174	6745	-25	6745	2%	6906	-553	-7	-1360	-16	73	1	10.95
MALAYSIA/ KLSE	1771	1489	-1	1489	17%	1745	54	3	-6	0	199	13	15.19
NIKKEI	63385	36856	-2	36856	69%	62418	5494	10	4778	8	24774	66	24.78
SEOUL	7899	2586	-1	2586	203%	7822	1963	34	2300	42	5215	200	9.35
SHANGHAI	4230	3332	0	3332	27%	4225	239	6	93	2	883	26	14.77
STRAITS	5041	3846	-2	3846	29%	4943	-47	-1	-74	-1	1067	28	15.40
TAIWAN	42156	20941	-1	20941	100%	41790	6372	18	8184	24	20661	98	20.92
THAILAND	1545	1054	-4	1054	41%	1489	-18	-1	48	3	278	23	15.35
NIFTY													
NIFTY	26373	22183	-10	22183	7%	23816	-235	-1	-1991	-8	-1109	-4	19.43
SENSEX	86159	71546	-12	71546	6%	76015	-1535	-2	-7660	-9	-6415	-8	19.27



Disclosures and Disclaimer for Research Report

Disclosures and Disclaimers: This Report is published by Sunidhi Securities & Finance Limited (hereinafter referred to as "Sunidhi") SEBI Research Analyst Registration Number: INH000001329 for private circulation. Sunidhi is a registered Stockbroker with National Stock Exchange of India Limited, BSE Limited and Metropolitan Stock Exchange of India Limited in cash, derivatives and currency derivatives segments. It is also having registration as a Depository Participant with CDSL.

Sunidhi has other business divisions with independent research teams separated by Chinese walls, and therefore may, at times, have different or contrary views on stocks and markets.

Sunidhi or its associates has not been debarred / suspended by SEBI or any other regulatory authority for accessing / dealing in securities Market. Sunidhi or analyst or his relatives do not hold any financial interest in the subject company. Associates may have such interest in its ordinary course of business as a distinct and independent body. Sunidhi or its associates or Analyst do not have any conflict or material conflict of interest at the time of publication of the research report with the company covered by Analyst.

Sunidhi or its associates / analyst has not received any compensation / managed or co-managed public offering of securities of the company covered by Analyst during the past twelve months. Sunidhi or its associates has not received any compensation or other benefits from the company covered by Analyst or third party in connection with the research report. Analyst has not served as an officer, director or employee of Subject Company and Sunidhi / analyst has not been engaged in market making activity of the subject company.

Analyst or his relatives do not hold beneficial ownership of 1% or more in the subject company at the end of the month immediately preceding the date of publication of this research report. Sunidhi or its associates may have investment positions in the stocks recommended in this report, which may have beneficial ownership of 1% or more in the subject company at the end of the month immediately preceding the date of publication of this research report. However, Sunidhi is maintaining Chinese wall between other business divisions or activities. Analyst has exercised due diligence in checking correctness of details and opinion expressed herein is unbiased.

This report is meant for personal informational purposes and is not be construed as a solicitation or financial advice or an offer to buy or sell any securities or related financial instruments. While utmost care has been taken in preparing this report, we claim no responsibility for its accuracy. Recipients should not regard the report as a substitute for the exercise of their own judgment. Any opinions expressed in this report are subject to change without any notice and this report is not under any obligation to update or keep current the information contained herein. Past performance is not necessarily indicative of future results. This report accepts no liability whatsoever for any loss or damage of any kind arising out of the use of all or any part of this report.

Each recipient of this document should make such investigations as they deem necessary to arrive at an independent evaluation of an investment in the securities of the companies referred to in this document (including the merits and risks involved), and should consult their own advisors to determine the merits and risks of such an investment.

The information in this document has been printed on the basis of publicly available information, internal data and other reliable sources believed to be true, but we do not represent that it is accurate or complete and it should not be relied on as such, as this document is for general guidance only. Sunidhi or any of its affiliates/ group companies shall not be in any way responsible for any loss or damage that may arise to any person from any inadvertent error in the information contained in this report. Sunidhi has not independently verified all the information contained within this document. Accordingly, we cannot testify, nor make any representation or warranty, express or implied, to the accuracy, contents or data contained within this document. While Sunidhi endeavours to update on a reasonable basis the information discussed in this material, there may be regulatory, compliance, or other reasons that prevent us from doing so. Neither Sunidhi nor its directors, employees or affiliates shall be liable for any loss or damage that may arise from or in connection with the use of this information.

Sunidhi's Rating Rationale

The price target for a **large cap stock** represents the value the analyst expects the stock to reach over next 12 months. For a stock to be classified as **Outperform**, the expected return must exceed the local risk free return by at least 5% over the next 12 months. For a stock to be classified as **Underperform**, the stock return must be below the local risk free return by at least 5% over the next 12 months. Stocks between these bands are classified as **Neutral**.

(For Mid & Small cap stocks from 12 months perspective)

BUY Absolute Return >20%

HOLD Absolute Return Between 0-20%

SELL Absolute Return Negative

Apart from Absolute returns our rating for a stock would also include subjective factors like macro environment, outlook of the industry in which the company is operating, growth expectations from the company vis a vis its peers, scope for P/E re-rating/de-rating for the broader market and the company in specific.

Sunidhi Securities & Finance Ltd.

Research Analyst – INH000001329

Kalpataru Inspire, Unit.1, 8th floor, Opp. Grand Hyatt Hotel, Santacruz East, Mumbai-400055

Bombay Stock Exchange (BSE)	National Stock Exchange of India Ltd (NSE)	Metropolitan Stock Exchange of India Limited (MSEI)
Registration no. INZ000169235	Registration no. INZ000169235	Registration no. INZ000169235
Compliance Officer Name:	Mr. Mahesh Desai	Phone No: 9122-66771777
Email id :	sunidhi_res@sunidhi.com	Web-site: http://www.sunidhi.com